

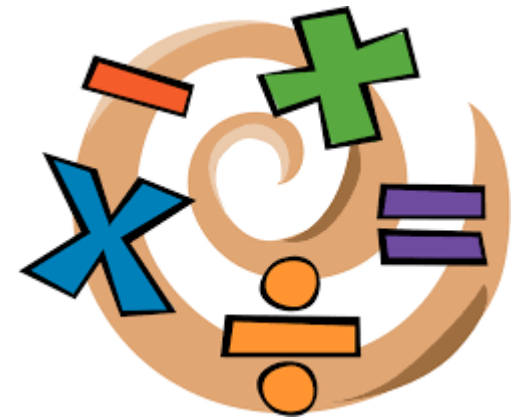
Year 6

Home Learning

10.11.23



year6@prioryschool.com



English



English - Grammar

Children will complete some tasks to revise aspects of the grammar we have been studying in class.

Use the link below to access the Oak Academy lesson which you will need to complete.

Follow the links:

[Word Class](#)

[Pronouns \(Including Relative and Possessive\)](#)

Remember you can also complete your spelling and grammar homework for this week!



English - Reading

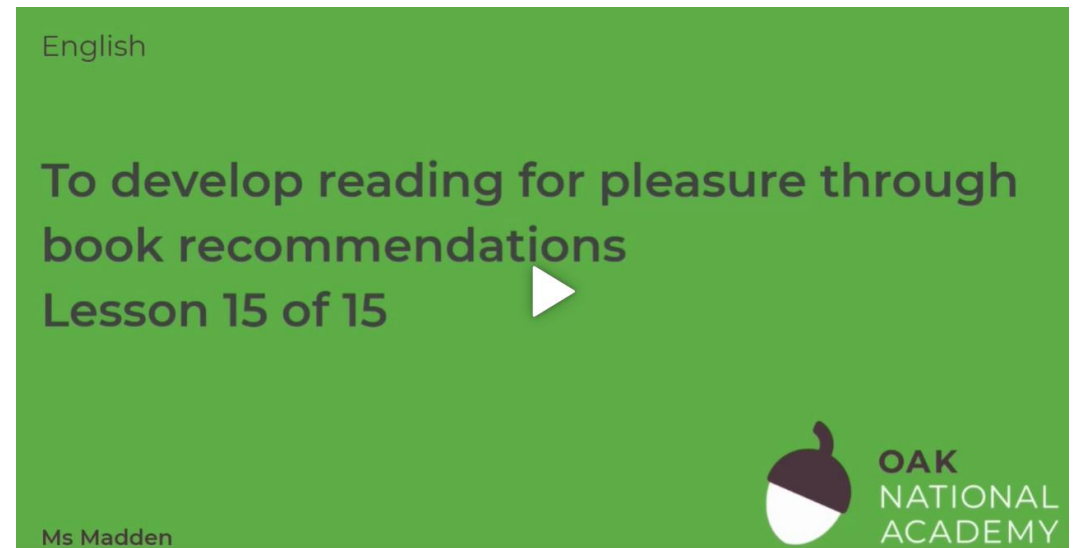
It is important that we do some reading every single day. One of the best ways that we can discover new books to read is through book recommendations. Watch the video below to find out how to write a book recommendation and to find out about some fantastic authors and poets.

Use the link below to access the Oak Academy lesson which you will need to complete.

Follow the link:

[Book Recommendations](#)

One of your homework menu items this half term is to create a book review!



Mrs Oliver's English Group

Click the picture below to watch the lesson.

Four types of simple sentence

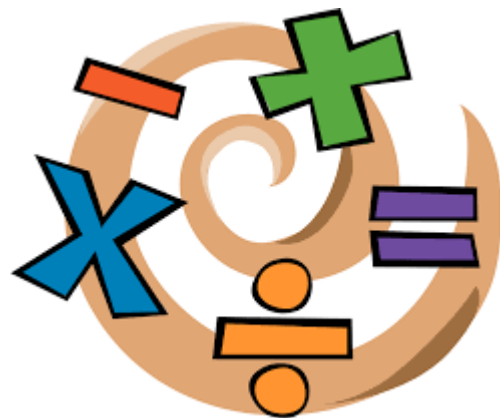


English

Unit: Simple, compound and adverbial complex sentences



Maths



Can you fill in the missing numbers?

x	6			9	10	3		2
5								
8		40	64				96	
3								
					60			
	12							
					90			
12								
						30		

Maths

Children have been learning about fractions. Below is a lesson to consolidate what we have learned about **Equivalent Fractions**. Please complete the starter questions, watch the lesson and complete the task.

Understanding Equivalence

In this lesson, we will be identifying equivalence using pictorial representations of fractions, then numerical representations and finally simplify fractions.

[Start Lesson](#)

Ready for a challenge?





Year 6 Autumn Term Daily Challenge

Answer these 10 questions as quickly as you can. Remember there are new questions every day!

Play



Audio: 

Fullscreen: 

Mr Perry's Maths Group

Click here to practice times tables on [HIT THE BUTTON](#)

REPRESENT
NUMBERS TO 100

White
Rose
Maths

Click the picture to watch the video
and complete the questions.

RE



LO: To explore Diwali.

Steps to Success:

Use the websites below to learn about Diwali – copy the links or click on the pictures to open the websites. Read the information and watch the videos.

You could complete extra research of your own if you wish. **Task on next slide.**

<https://www.bbc.co.uk/bitesize/topics/zh86n39/articles/zjpp92p>

What is the story of Diwali?



<https://www.bbc.co.uk/teach/class-clips-video/religious-studies-ks2-my-life-my-religion-hinduism-diwali-festival-of-light/z668qp3>

Religious Studies KS2: Diwali - the festival of light

BBC Teach > Primary resources / Secondary resources > KS2 Religious Studies > My Life
My Religion: Hinduism



LO: To explore Diwali.

Steps to Success:

Now, present the information you have learned creatively. You could create a poster, fact file, leaflet or poem.

Remember it is the festival of light so make it bright, colourful and eye catching! You can use images on this slide for inspiration, e.g. design your own rangoli pattern.



A DIWALI POEM OF HOPE

*May the Diya vaporize the shadows
As it burns all through the night
May it light your way with Love and Joy
And make your New Year bright*

*May your Life be filled with all the things
That your Heart holds very dear
As the Festival of Lights arrives
And Hope again draws near*

Priya Florence Shah



What to include:

When is Diwali celebrated?

Who celebrates Diwali?

What is the story of Diwali?


How is Diwali celebrated?



Free Time Friday

Choose an activity to complete.

#DRAW WITH ROB



Learn to draw with children's author and illustrator, Rob Biddulph!

Your teachers would like you to attempt this crown as we have been looking at the symbolism of royal objects this week
<https://www.youtube.com/watch?v=lzOnobTOLUw&t=14s>

Afterwards, follow the second link if you would like to try one of Rob's other drawing tutorials!

<http://www.robbiddulph.com/draw-with-rob>

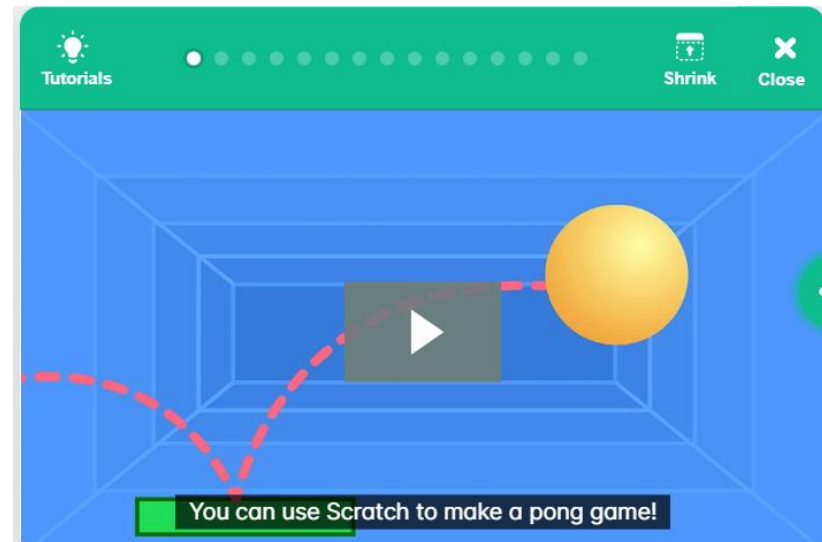




Improve your coding skills!

Follow the link below to create your own game on Scratch:

<https://scratch.mit.edu/projects/editor/?tutorial=pong>





Photography Competition



Competition Time!

Are you a budding photographer? Do you enjoy capturing the natural world on camera? Do you want to be in with a chance to win book vouchers?

Well, why not enter the Rotary Club's first ever Young Photographer competition?! All you need to do is take a photograph on a camera or a smart phone of something that represents *Autumn* to you. The picture must be taken by yourself and must not be an image downloaded from the internet. **Please avoid pictures with people in them.**

Once you have taken your photo, simply email it to year6@priorschool.com so we can email it the Rotary Club for judging.

You could photograph: a park or forest that is changing with the seasons, a still life of autumnal objects or an activity you do during the autumn such as pumpkin picking.



All entries to be submitted by **Friday 15th December**. Good luck!

JESSOPS
image is everything

